

# MARKET PULSE

## MACRO VIEWS

**GROWTH:** We expect COVID-19 risks to drag on growth in Q1 before a global rebound in Q2, although the trajectory of the recovery may vary across markets. In the US, we expect full-year growth to decelerate to a still solid 3.2%, while in the Euro area, continued recovery momentum, fiscal support, and easing bottlenecks will bring growth to 4.1%. In Asia, we expect decelerating but above-trend growth across several markets.

**CHINA:** The spread of the Omicron variant amid China's zero-COVID policy may continue to weigh on consumption recovery, although local supply chain disruptions will likely remain manageable. Expectations of further policy easing and more moderate restrictions should improve property sector conditions and consumer demand, driving a return to robust growth in Q2 and Q3 at 8% and 6.5% QoQ ann., respectively.

**INFLATION:** While global supply chains remain constrained, our base case is for sustained supply chain relief beginning mid-2022 on the back of greater labor, equipment, and demand normalization. In the US, we expect easing congestion and Federal Reserve response to price pressures to bring core PCE to 2.9% by year-end 2022.

**MONETARY POLICY:** A combination of higher inflation and a tighter labor market has led to a more hawkish Federal Reserve, raising our forecast to five rate hikes this year and for balance sheet run-off to be announced in June. The pace of monetary policy normalization remains divergent across major central banks, with the BoE conducting its second rate hike in February while the ECB may hold for a few more quarters.

## MARKET VIEWS

**EQUITIES:** Despite the recent acute volatility in US equities that was accelerated by technical factors, we continue to see a year-end S&P 500 target of 5100. Rapid rate normalization may weigh on long-duration equities and further the near-term rotation from growth to value. We see additional alpha and diversification benefits from non-US equities, which are supported by more recovery upside, higher earnings sensitivity to global growth, and greater cyclical exposure.

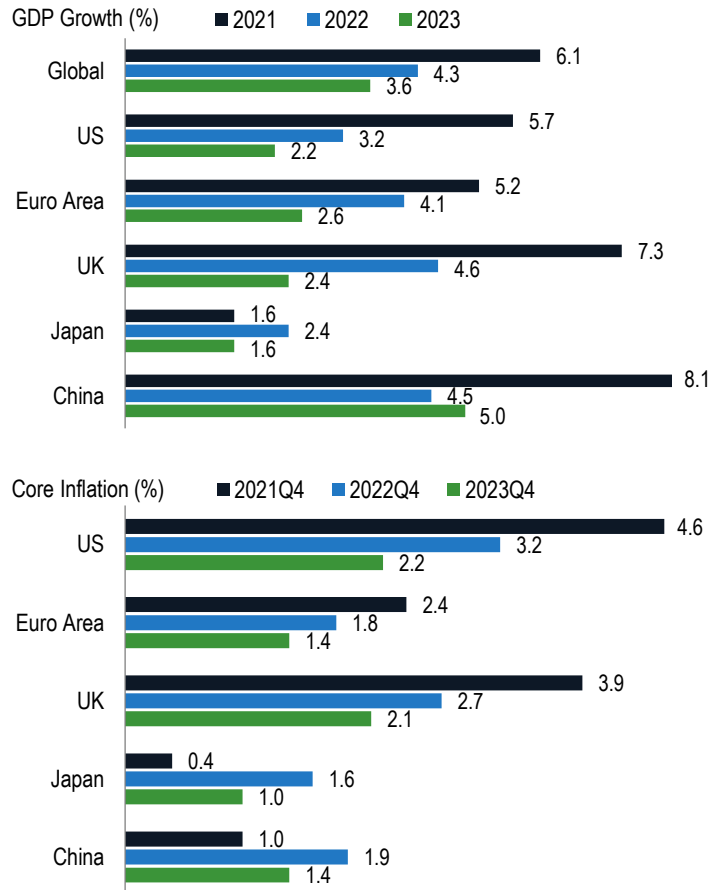
**RATES:** Although yields are likely to trend higher and curves flatter to reflect cyclical impulses and monetary policy normalization, more attractive income may begin to outweigh pressure from duration.

**CREDIT:** Corporate bond spreads have remained stable to start the year, withstanding the volatile backdrop. We expect the stability to persist, even against our expectation for modest widening in 2022. Across the credit complex, we think leveraged loans are attractive from a policy, yield, and duration perspective, though increased supply may be a headwind.

**EMD:** EMD Local started the year on the right foot outperforming its hard-currency counterpart and its DM peers. Signs of moderating inflation and improving economic conditions in the EM space, especially in LatAm countries, will be key for this outperformance to continue.

**COMMODITIES:** We expect above-trend growth rates, supply constraints, and environmental stakes to boost commodities. Copper may benefit from climate transition-propelled demand, while those same goals have contributed to underinvestment and undersupply in oil. WTI and Brent crude prices may each surpass \$100/bbl in the next year.

## ECONOMIC FORECASTS<sup>1</sup>



## ASSET CLASS FORECASTS<sup>2</sup>

	Current	3m	12m	% Δ to 12m
S&P 500 (\$)	4501	4850	5100	13.3
STOXX Europe (€)	462	495	530	14.7
MSCI Asia-Pacific Ex-Japan (\$)	615	655	720	17.0
TOPIX (¥)	1931	2180	2250	16.5
10-Year Treasury	1.9	1.8	2.0	11 bp
10-Year Bund	0.2	0.3	0.5	34 bp
10-Year JGB	0.2	0.1	0.2	0 bp
Euro (€/\$)	1.15	1.15	1.15	0.4
Pound (£/\$)	1.35	1.39	1.35	(0.3)
Yen (\$/¥)	115	117	115	(0.2)
Brent Crude Oil (\$/bbl)	93.3	93.0	105.0	12.6
London Gold (\$/troy oz)	1804	1950	2150	19.2

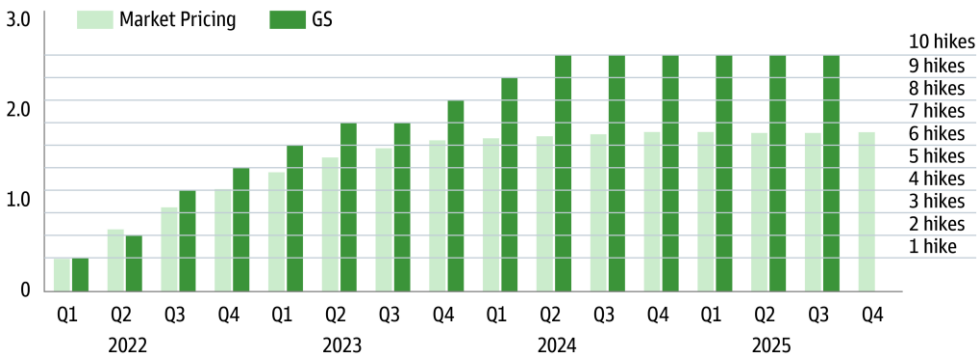
Source: Goldman Sachs Global Investment Research and Goldman Sachs Asset Management as of January 2022. The economic and market forecasts presented herein are for informational purposes as of the date of this presentation. There can be no assurance that the forecasts will be achieved. Goldman Sachs does not provide accounting, tax or legal advice. Diversification does not protect an investor from market risk and does not ensure a profit. Please see additional disclosures at the end of this presentation. Past performance does not guarantee future results, which may vary.

## Tightening Times

Markets are pricing a 25bp March liftoff for the federal funds rate, which we think would represent the first of five hikes in 2022. US Treasury yields have jumped in anticipation of the upcoming hiking cycle, and equity market volatility has followed as expectations have repriced. We think investors should brace for continued volatility in the transition, but we ultimately remain constructive on risk assets in the ongoing recovery. Equities have historically been supported in strong growth, higher rate environments, and we think they still offer a compelling risk-return tradeoff compared to bonds and cash.

### POLICY NORMALIZATION BEGINS...

Fed Funds Rate (%)

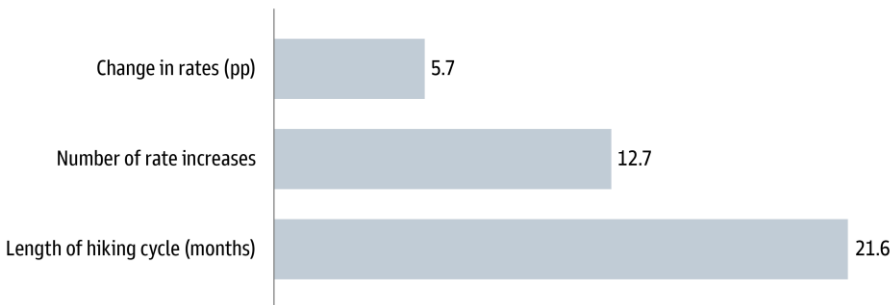


The Federal Reserve has positioned for liftoff on the back of above-trend growth, diminishing labor market slack, and elevated inflation. We expect steady rate hikes in 2022, which the market now also anticipates. The challenge remains for policymakers to thread the needle between fighting inflation and supporting growth, but we think that their data-dependent, well-choreographed approach should help them to do so.

Source: Goldman Sachs Global Investment Research and Asset Management

### ...IN LINE WITH HISTORICAL STANDARDS...

Average Hiking Cycle Characteristics

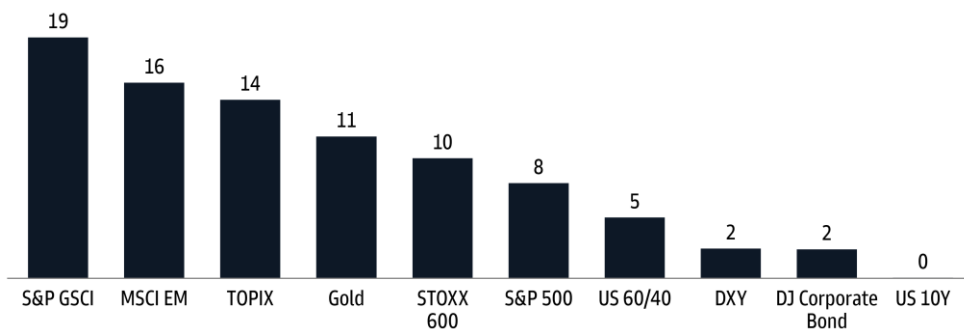


We anticipate a steeper start to this hiking cycle, followed by a longer but shallower path forward. As the Fed has taken a more countercyclical policy path in recent decades, they have more effectively guided through cycles and have diminished the potential for economic shocks. In three of the last four tightening cycles the Fed has achieved soft landings. With a wide array of policy tools at its disposal, growth already normalizing, and inflation likely peaking, we see a sustainable economic path forward.

Source: Goldman Sachs Asset Management

### ...WITH AMPLE OPPORTUNITIES FOR PORTFOLIOS

Total Return During Fed Hiking Cycles (% Average Annualized)



Hiking cycles have historically exhibited strong risk asset performance over time. Short-term weakness may be expected, but we believe that the sharpest part of market re-pricing has likely passed. A rising fed funds rate generally coincides with strong GDP growth, which together reinforce positive risk asset returns. We think a tilt toward global equities—with an eye toward value, cyclicals, and down in cap—and real assets may continue to offer attractive returns.

Source: Goldman Sachs Global Investment Research and Goldman Sachs Asset Management

Top Section Notes: As of January 31, 2022. Middle Section Notes: As of January 31, 2022. Chart shows the characteristics of the nine Federal Reserve hiking cycles since 1970, including Feb-72 to Jul-74, Jan-77 to Apr-80, Jul-80 to Jun-81, Feb-83 to Aug-84, Dec-86 to Mar-89, Jan-94 to Feb-95, May-99 to May-00, May-04 to Jun-06, and Nov-15 to Dec-18. "Pp" refers to percentage points. Bottom Section Notes: As of January 31, 2022. Please see additional disclosures at the end of this presentation. **Past performance does not guarantee future results, which may vary.**

**Important Information**

1. Economic forecasts are from Goldman Sachs Global Investment Research as of February 8, 2022. "US Core Inflation" refers to Core PCE, "Euro area Core Inflation" refers to HICP ex food, energy, alcohol and tobacco, "UK Core Inflation" refers to CPI ex food, energy, alcohol and tobacco, "Japan Core Inflation" refers to CPI ex fresh food, and "China Core Inflation" refers to CPI ex food and energy. "Q4" refers to the average for Q4 of that year.
2. Price targets of major asset classes are provided by Goldman Sachs Global Investment Research. Source: "Global equity rebounded 1.9%; Asia outperformed" – 07/02/2022.

**Page 1 Definitions:**

Bbl refers to per barrel.

BoE refers to Bank of England.

Brent crude oil is a common international benchmark for oil prices.

Core PCE refers to the core personal consumption expenditure price index, excluding food and energy.

ECB refers to the European Central Bank.

EM refers to emerging markets.

EMD Local refers to emerging markets debt in local currency. The index used is J.P. Morgan GBI-EM Global Diversified Composite Unhedged USD.

EPS refers to earnings per share.

Fed refers to the Federal Reserve.

GDP refers to gross domestic product.

QoQ refers to quarter over quarter.

WTI refers to West Texas Instrument crude oil.

YE refers to year-end.

**Page 2 Definitions:**

Top chart shows expectations for the US federal funds rate based on Goldman Sachs Global Investment Research forecasts and market pricing of fed futures rates.

Bottom chart shows the average annualized total return of select indices over the past nine Federal Reserve (Fed) hiking cycles since 1970. "S&P GSCI" refers to the S&P Goldman Sachs Commodity Index. "MSCI EM" refers to the MSCI Emerging Markets Index. "TOPIX" refers to the Tokyo Price Index. "Gold" refers to the spot price. "STOXX 600" refers to the STOXX Europe 600. "S&P 500" refers to the Standard and Poor's 500 Index. "US 60/40" refers to a portfolio with 60% allocation to US equities and 40% allocation to US 10-Year Treasury. "DXY" refers to the US Dollar Index. "DJ Corporate Bond" refers to the Dow Jones Corporate Bond Index. "US 10Y" refers to the US 10-Year Treasury.

**Performance Data**

Period (as of Jan-2022)	S&PGSCI	MSCI EM	Topix	Gold	Stoxx 600	S&P 500	US 60/40	DXY	US 10Y	DJ Corp
Jan-2021 - Jan-2022	45%	-7%	-3%	-3%	13%	23%	12%	7%	-4%	-6%
Jan-2020 - Jan-2021	11%	28%	14%	16%	8%	17%	13%	-7%	5%	3%
Jan-2019 - Jan-2020	-5%	4%	11%	20%	15%	22%	18%	2%	11%	11%
Jan-2018 - Jan-2019	-11%	-14%	-12%	-2%	-13%	-2%	0%	7%	4%	-2%
Jan-2017 - Jan-2018	15%	42%	27%	11%	31%	26%	15%	-10%	0%	1%

The currency perspective is USD.

**Glossary**

The Dow Jones Equal Weight US Issued Corporate Bond Index is designed to track the total returns of 100 large and liquid investment-grade bonds issued by companies in the US corporate bond market.

The MSCI AC Asia Pacific ex Japan Index captures large and mid cap representation across 4 of 5 Developed Markets countries and 8 Emerging Markets countries in the Asia Pacific region.

The S&P 500 Index is the Standard & Poor's 500 Composite Stock Prices Index of 500 stocks, an unmanaged index of common stock prices. The index figures do not reflect any deduction for fees, expenses or taxes. It is not possible to invest directly in an unmanaged index.

The STOXX Europe 600 Index is derived from the STOXX Europe Total Market Index (TMI) and is a subset of the STOXX Global 1800 Index.

The Tokyo Price Index (TOPIX) is a metric for stock prices on the Tokyo Stock Exchange (TSE). A capitalization-weighted index, TOPIX lists all firms that have been determined to be part of the "first section" of the TSE.

The 10-Year US Treasury Bond is a US Treasury debt obligation that has a maturity of 10 years.

Indices are unmanaged. The figures for the index reflect the reinvestment of all income or dividends, but do not reflect the deduction of any fees or expenses which would reduce returns. Investors cannot invest directly in indices.

**General Disclosures**

**European Union:** This material is a financial promotion disseminated by Goldman Sachs Bank Europe SE, including through its authorised branches ("GSBE"). GSBE is a credit institution incorporated in Germany and, within the Single Supervisory Mechanism established between those Member States of the European Union whose official currency is the Euro, subject to direct prudential supervision by the European Central Bank and in other respects supervised by German Federal Financial Supervisory Authority (Bundesanstalt für Finanzdienstleistungsaufsicht, BaFin) and Deutsche Bundesbank.

**Switzerland:** This document is provided to you by Goldman Sachs Bank AG, Zürich. Any future contractual relationships will be entered into with affiliates of Goldman Sachs Bank AG, which are domiciled outside of Switzerland. We would like to remind you that foreign (Non-Swiss) legal and regulatory systems may not provide the same level of protection in relation to client confidentiality and data protection as offered to you by Swiss law.

**Germany:** Bei diesen Informationen handelt es sich um Werbung. Dieses Dokument darf nur als Ganzes verwendet werden, die Verwendung einzelner Seiten ist nicht genehmigt. Dieses Dokument dient der Unterstützung unserer Vertriebspartner und ist für die Berater in Deutschland, Österreich und der EEA bestimmt.

**Bahrain:** This material has not been reviewed by the Central Bank of Bahrain (CBB) and the CBB takes no responsibility for the accuracy of the statements or the information contained herein, or for the performance of the securities or related investment, nor shall the CBB have any liability to any person for damage or loss resulting from reliance on any statement or information contained herein. This material will not be issued, passed to, or made available to the public generally.

**Kuwait:** This material has not been approved for distribution in the State of Kuwait by the Ministry of Commerce and Industry or the Central Bank of Kuwait or any other relevant Kuwaiti government agency. The distribution of this material is, therefore, restricted in accordance with law no. 31 of 1990 and law no. 7 of 2010, as amended. No private or public offering of securities is being made in the State of Kuwait, and no agreement relating to the sale of any securities will be concluded in the State of Kuwait. No marketing, solicitation or inducement activities are being used to offer or market securities in the State of Kuwait.

**Oman:** The Capital Market Authority of the Sultanate of Oman (the "CMA") is not liable for the correctness or adequacy of information provided in this document or for identifying whether or not the services contemplated within this document are appropriate investment for a potential investor. The CMA shall also not be liable for any damage or loss resulting from reliance placed on the document.

**Qatar:** This document has not been, and will not be, registered with or reviewed or approved by the Qatar Financial Markets Authority, the Qatar Financial Centre Regulatory Authority or Qatar Central Bank and may not be publicly distributed. It is not for general circulation in the State of Qatar and may not be reproduced or used for any other purpose.

**UAE:** This document has not been approved by, or filed with the Central Bank of the United Arab Emirates or the Securities and Commodities Authority. If you do not understand the contents of this document, you should consult with a financial advisor.

**South Africa:** Goldman Sachs Asset Management International is authorised by the Financial Services Board of South Africa as a financial services provider

**Singapore:** This material has been issued or approved for use in or from Singapore by Goldman Sachs Asset Management (Singapore) Pte. Ltd. (Company Number: 201329851H).

**Hong Kong:** This material has been issued or approved for use in or from Hong Kong by Goldman Sachs Asset Management (Hong Kong) Limited.

**Saudi Arabia:** The Capital Market Authority does not make any representation as to the accuracy or completeness of this document, and expressly disclaims any liability whatsoever for any loss arising from, or incurred in reliance upon, any part of this document. If you do not understand the contents of this document you should consult an authorised financial adviser.

**Israel:** This document has not been, and will not be, registered with or reviewed or approved by the Israel Securities Authority (ISA"). It is not for general circulation in Israel and may not be reproduced or used for any other purpose. Goldman Sachs Asset Management International is not licensed to provide investment advisory or management services in Israel.

**Chile :** (i) Este material está sujeto a la Norma General N ° 336 de la Superintendencia de Valores y Seguros de Chile;(ii) Corresponde a valores no inscritos en el Registro de Valores o en el Registro de Valores Extranjeros mantenido por la Superintendencia de Valores y Seguros, los valores sobre los que se basa, no están sujetos a su control; (iii) Dado que estos valores no están registrados, no existe obligación por parte del emisor de entregar información pública sobre estos valores en Chile; Y (iv) Estos valores no podrán ser objeto de oferta pública hasta su inscripción en el correspondiente Registro de Valores.

### Risk Considerations

Equity securities are more volatile than bonds and subject to greater risks. Foreign and emerging markets investments may be more volatile and less liquid than investments in U.S. securities and are subject to the risks of currency fluctuations and adverse economic or political developments. Investments in commodities may be affected by changes in overall market movements, commodity index volatility, changes in interest rates or factors affecting a particular industry or commodity. The currency market affords investors a substantial degree of leverage. This leverage presents the potential for substantial profits but also entails a high degree of risk including the risk that losses may be similarly substantial. Currency fluctuations will also affect the value of an investment.

Investments in fixed income securities are subject to the risks associated with debt securities generally, including credit, liquidity, interest rate, call and extension risk.

A 10-Year Treasury is a debt obligation backed by the United States government and its interest payments are exempt from state and local taxes. However, interest payments are not exempt from federal taxes.

The above are not an exhaustive list of potential risks. There may be additional risks that should be considered before any investment decision.

### General Disclosures

This information discusses general market activity, industry or sector trends, or other broad-based economic, market or political conditions and should not be construed as research or investment advice. This material has been prepared by Goldman Sachs Asset Management and is not financial research nor a product of Goldman Sachs Global Investment Research (GIR).

It was not prepared in compliance with applicable provisions of law designed to promote the independence of financial analysis and is not subject to a prohibition on trading following the distribution of financial research. The views and opinions expressed may differ from those of Goldman Sachs Global Investment Research or other departments or divisions of Goldman Sachs and its affiliates. Investors are urged to consult with their financial professionals before buying or selling any securities. This information may not be current and Goldman Sachs Asset Management has no obligation to provide any updates or changes.

Views and opinions expressed are for informational purposes only and do not constitute a recommendation by Goldman Sachs Asset Management to buy, sell, or hold any security, including any Goldman Sachs product or service. Views and opinions are current as of the date of this presentation and may be subject to change, they should not be construed as investment advice. In the event any of the assumptions used in this presentation do not prove to be true, results are likely to vary substantially from the examples shown herein. This presentation makes no implied or express recommendations concerning the manner in which any client's account should or would be handled, as appropriate investment strategies depend upon the client's investment objectives. It does not take into account the particular investment objectives, restrictions, tax and financial situation or other needs of any specific client.

Goldman Sachs Asset Management leverages the resources of Goldman Sachs & Co. LLC subject to legal, internal and regulatory restrictions.

Although certain information has been obtained from sources believed to be reliable, we do not guarantee its accuracy, completeness or fairness. We have relied upon and assumed without independent verification, the accuracy and completeness of all information available from public sources.

Economic and market forecasts presented herein reflect a series of assumptions and judgments as of the date of this presentation and are subject to change without notice. These forecasts do not take into account the specific investment objectives, restrictions, tax and financial situation or other needs of any specific client. Actual data will vary and may not be reflected here. These forecasts are subject to high levels of uncertainty that may affect actual performance. Accordingly, these forecasts should be viewed as merely representative of a broad range of possible outcomes. These forecasts are estimated, based on assumptions, and are subject to significant revision and may change materially as economic and market conditions change. Goldman Sachs has no obligation to provide updates or changes to these forecasts. Case studies and examples are for illustrative purposes only.

Goldman Sachs does not provide legal, tax or accounting advice to its clients. All investors are strongly urged to consult with their legal, tax, or accounting advisors regarding any potential transactions or investments. There is no assurance that the tax status or treatment of a proposed transaction or investment will continue in the future. Tax treatment or status may be changed by law or government action in the future or on a retroactive basis.

**Past performance does not guarantee future results, which may vary. The value of investments and the income derived from investments will fluctuate and can go down as well as up. A loss of principal may occur.**

© 2022 Goldman Sachs. All rights reserved.  
Goldman Sachs & Co. LLC.  
Compliance code: **268651-OTU-1554574**  
Date of First Use: February 8, 2022.

**For more information contact your Goldman Sachs sales representative.**

EMEA – **233167-TMPL-03/2021-1367345**

HK/SG/Thailand - **233302-TMPL-03/2021-1369570**

Chile - **233172-TMPL-03/2021-1368866**